

Make & Model	Year	Part No.	Page No.
Alfa Romeo			
145		PS4666	670
146		PS4666	670
147		PS4666	670
156		PS4666	670
GTV		PS4666	670
Spider		PS4666	670
Audi			
A3 1.6Lt, 1.8Lt	9/96>	PS4660	670
A3	5/97>	PS5178	670
A4	94-96	PS4661	670
A4		PS4649	670
A4	5/97>	PS5178	670
A6		PS4649	670
A6	5/97>	PS5178	670
A8		PS4649	670
A8	5/97>	PS5178	670
Q7	9/06>	PS5178	670
TT	5/99>	PS5178	670
BMW			
3 Series E46	98-05	PS5181	670
3 Series E36	93-00	PS3617	670
5 Series E39	98-05	PS5181	670
5 Series E39	96-04	PS4659	670
7 Series E38	96-04	PS4659	670
8 Series E31	93-00	PS3617	670
BMW		PS4650	670
X5, E53	11/00>	PS5181	670
Z3 Roadster & Coupe	96-03	PS3617	670
Z4, E85	7/03>	PS5181	670
Caterpillar			
Caterpillar		PS4675	670
Chrysler			
PT Cruiser	06-07	PS8116	671
Citroen			
AX	94-05	PS8803	671
Berlingo	94-05	PS8803	671
Xantia	94-05	PS8803	671
XM	94-05	PS8803	671
Xsara	94-05	PS8803	671
Daihatsu			
Applause		PS0030	671
Charade G11		PS8743	671

Make & Model	Year	Part No.	Page No.
Charade G200		PS0030	671
Delta		PS0030	671
Feroza F300, F310		PS0030	671
Handivan L60V		PS8743	671
Handivan L701		PS0030	671
Mira L201, L500		PS0030	671
Move L601		PS0030	671
Pyzar G301, G303		PS0030	671
Rocky F73, F78		PS0030	671
Rocky R12		PS8743	671
Sirion		PS0030	671
Terios J100, J102		PS0030	671
Fiat			
Ducato		PS4666	671
Punto		PS4666	671
Fiat		PS4649	671
Ford			
Escape	00>	PS3619	671
Falcon BA, BF, FG	9/02>	PS7140	671
Falcon AU	9/98-9/02	PS4652	671
Falcon ED, EF, EL	8/93-8/98	PS3110	671
Falcon XF, XG, XH, EA, EB, EBII	10/84-8/93	PS3111	672
Ford		PS4653	672
Laser KJ, KN, KQ	94-8/02	PS8826	672
Laser KA, KB, KC, KE, KF	81-9/91	PS8743	672
Louisville		PS4643	672
Meteor GA, GB, GC	81-87	PS8743	672
Mondeo	9/96-11/00	PS3619	671
Taurus	3/96-9/98	PS3619	671
Telstar AX, AY	91-97	PS8826	672
Telstar AR, AS	81-90	PS8743	672
Transit		PS4654	672
Sterling		PS4643	672
Freightliner			
Freightliner		PS7077	672
Hino			
Hino Truck		PS0140	672
Holden			
Apollo JM, JP	3/93-5/97	PS3201	672
Astra TS	9/98-1/07	PS3686	672
Astra TR	9/96-9/98	PS3615	673
Astra	84-91	PS1035	673



Make & Model	Year	Part No.	Page No.
Astra	84-91	PS1039	673
Barina XC	2/01-7/04	PS3686	672
Barina SB	4/94-00	PS3615	673
Calibra YE	10/91-7/98	PS3615	673
Camira JB, JD, JE	82-89	PS1039	673
Commodore VE	8/06>	PS3392	673
Commodore VT, VX, VY, VU Ute	9/97-7/04	PS3686	673
Commodore VR, VS	7/93-8/97	PS3202	673
Commodore VN, VP, VR, VS, VG Ute	8/88-8/97	PS3680	673
Commodore VN, VP, VG Ute	8/88-7/93	PS3685	673
Commodore VN, VP, VR, VS, VG Ute	8/88-8/97	PS4110	673
Commodore VL	3/86-8/88	PS1018	673
GM Imports		PS4644	675
GM		PS4640	674
GM		PS4641	674
GM		PS4642	674
Monaro CV6, CV8	12/01-9/04	PS3686	673
Nova LF, LG	9/91-4/97	PS3201	674
Rodeo RA03 2.4Lt, 3.0Lt, 3.5Lt	03-09	PS7179	674
Statesman WH	6/99-4/03	PS3686	674
Statesman VQ	3/90-2/94	PS3680	674
Statesman VQ	3/90-2/94	PS4110	674
Vectra JR, JS	6/97-12/02	PS3613	674
Vectra JR, JS	6/97-12/02	PS3616	674
Honda			
Accord	94-02	PS3207	675
Accord	>94	PS8743	675
Accord	91-93	PS3205	675
Civic	94-02	PS3207	675
Civic	>94	PS8743	675
Civic		PS3614	675
CRV	94-02	PS3207	675
HRV	94-02	PS3207	675
Integra	>94	PS8743	675
Prelude	94-02	PS3207	675
Prelude	>94	PS8743	675
Prelude	91-93	PS3205	675
Hyundai			
Excel	87-90	PS8743	675
Sonata EF	99-05	PS7189	675
Sonata Y3	94-99	PS4643	675

Make & Model	Year	Part No.	Page No.
Sonata Y2	90-94	PS4653	675
International			
Truck		PS1035	675
Truck		PS1037	676
Truck		PS1039	676
Isuzu			
Isuzu		PS0580	676
Isuzu		PS3211	676
Jaguar			
Jaguar		PS4655	676
Jeep			
Cherokee XJ	98-03	PS8116	676
Cherokee		PS4653	676
Wrangler TJ	98-03	PS8116	676
Kenworth			
Kenworth		PS7650	676
Mazda			
323	94-12/03	PS8826	677
626	94-12/03	PS8826	677
BT50	11/06>	PS8826	677
B Series		PS8743	676
B Series		PS0030	676
MX5		PS0030	676
MX6	94-12/03	PS8826	677
Mercedes Benz			
A Class Transducer		PS3620	677
C Class W203	00-07	PS4657	677
C Class Transducer		PS3620	677
CLK Transducer		PS3620	677
E Class Transducer		PS3620	677
Mercedes Adaptor Temp. Switch		AF4006	677
Mercedes		PS3610	677
Mercedes		PS3620	677
Sprinter		PS1039	677
Vito 638		PS3620	677
Vito		PS1039	677
Mini			
Cooper R56	3/07>	PS5181	677
Mitsubishi			
Cordia		PS8743	678
L300 SH, SJ		PS3203	677
L400 WA		PS3203	677
Lancer CE		PS3203	677

Make & Model	Year	Part No.	Page No.
Lancer CC		PS3203	677
Lancer CA-CC		PS8743	678
Magna TJ		PS3203	677
Nimbus UA-UC		PS8743	678
Nimbus UF		PS8743	678
Pajero NE, NF	82-91	PS1035	677
Pajero NJ, NL	91-00	PS0030	677
Verada KJ		PS3203	677
Nissan			
Bluebird		PS8742	678
Bluebird		PS1035	678
Exa		PS1035	678
Gazelle		PS1035	678
Maxima	04>	PS5176	678
Navara		PS1035	678
Navara		PS1041	678
Nissan		PS3612	678
Patrol		PS1039	678
Pintara FWD		PS1039	678
Pulsar N16, N16E	04>	PS5176	678
Pulsar N15	95-00	PS3206	678
Pulsar N12		PS1035	678
Pulsar		PS1039	678
Skyline		PS1039	678
X-Trail		PS5176	678
Peugeot			
205	84-98	PS8803	678
206	84-98	PS8803	678
306	84-98	PS8803	678
405	84-98	PS8803	678
406	90>	PS8803	678
605	90>	PS8803	678
Expert	90>	PS8803	678
Proton			
Persona	07-10	PS0030	678
Satria	95>	PS0030	678
Wira	93-07	PS0030	678
Rover			
Range Rover Early		PS8755	679
Red Dot			
Red Dot 71R6060 Binary Normally Open		PS6060	679
Red Dot 71R6070 Binary Normally Closed		PS6070	679

Make & Model	Year	Part No.	Page No.
Red Dot 71R6100 Binary Normally Open		PS6100	679
Red Dot 71R6120 Binary Normally Closed		PS6120	679
Red Dot 71R6140 Binary Normally Open		PS6140	679
Red Dot 71R6150 Heat Switch, Thermal Limiter		PS6150	679
Red Dot 71R6160 Fan Override, Normally Open		PS6160	679
Red Dot 71R6180 Binary Normally Closed		PS6180	679
Red Dot 71R6181 Normally Closed		PS6181	679
Red Dot 71R6183 Normally Closed		PS6183	680
Red Dot 71R6210 Normally Closed		PS6210	680
Red Dot 71R6230 Normally Closed		PS6230	680
Red Dot 71R7000 Binary		PS7010	680
Red Dot 71R7050 Binary		PS7050	680
Red Dot 71R7500 Trinary Normally Open		PS7500	680
Red Dot 71R7550 Trinary Normally Open		PS7550	680
Red Dot 71R7600 Trinary Normally Closed		PS7600	680
Red Dot 71R7650 Trinary Normally Closed		PS7650	680
Harness & Boot - 4 Wire		PS4500	680
Harness & Boot - 2 Wire		PS4510	681
Renault			
Megane	5/01>	PS4663	681
Saab			
9000	90-94	PS4665	681
Seat			
Cordoba	1/95-10/99	PS5178	681
Ibiza	1/95-10/99	PS5178	681
Toledo	1/95-10/99	PS5178	681
Subaru			
Outback	10>	PS8690	681
Suzuki			
Alto		PS0030	681
Baleno		PS0030	681
Sierra		PS0030	681
Swift		PS0030	681
Vitara		PS0030	681
X90		PS0030	681
Toyota			
4 Runner LN61		PS8743	682
4 Runner LN130		PS3201	682



Make & Model	Year	Part No.	Page No.
4 Runner RN130		PS3201	682
4 Runner VZN130		PS3201	682
4 Runner YN63		PS8743	682
Avalon		PS3201	682
Camry ACV36, MCV36	9/02-6/06	PS8690	681
Camry ACV36		PS8827	682
Camry Cooltemp Systems		PS3200	681
Camry MCV20R		PS3201	682
Camry SDV10		PS3201	682
Camry SXV20R		PS3201	682
Camry SV22		PS0030	682
Camry SV11		PS8743	682
Camry VCV10		PS3201	682
Celica ZTZ231R		PS8827	682
Celica		PS8743	682
Celica		PS3201	682
Corolla ZZE122R		PS8827	682
Corolla		PS8743	682
Corolla		PS3201	682
Cressida		PS8743	682
Crown MS112		PS8743	682
Dyna		PS3201	682
Dyna		PS8827	682
Echo		PS8827	682
Hiace		PS7140	681
Hiace		PS0030	682
Hilux		PS0030	682
Landcruiser 100 Series		PS0630	681
Landcruiser		PS8743	682
Landcruiser		PS0030	682
Liteace		PS8743	682
MR2		PS3201	682
Paseo EL44, EL45		PS3201	682
Prado		PS8827	682
Prado		PS0030	682
Prius NHW11		PS8827	682
Rav4 ACA20R, ACA21R, ACA22R		PS8827	682
Rav4 SXA10R, SXA11R		PS3201	682
Spacia SR40		PS8827	682
Spacia YR22		PS0030	682
Starlet		PS8827	682
Tarago TCR		PS0030	682

Make & Model	Year	Part No.	Page No.
Tercel AL25		PS8743	682
Townace		PS0030	682
Toyota		PS0720	682
Volkswagen			
Beetle	98-05	PS5178	682
Beetle		PS4649	682
Bora	98-05	PS5178	682
Bora		PS4649	682
Caddy III	98-05	PS5178	682
Golf IV	98-05	PS5178	682
Golf III		PS4649	682
Jetta	98-05	PS5178	682
Lupo	98-05	PS5178	682
Passat IV		PS4649	682
Passat	2/01>	PS3621	682
Polo	98-05	PS5178	682
Polo		PS4649	682
Touareg	98-05	PS5178	682
Transporter T5	98-05	PS5178	682
Transporter T4		PS4649	682
Transporter		PS0030	682
Volvo			
240	92-93	PS4662	683
940	>93	PS4645	683
960	>93	PS4645	683
Volvo		PS4646	682
Volvo		PS4641	683
Volvo	>93	PS4648	683
Volvo		PS4640	683
Volvo		PS4647	683
Sundry Parts			
Pressure Switch Boot suits 3mm wire		SP9442	683
Pressure Switch Boot suits 4mm wire		SP9443	683
Pressure Switch Extension		AF8005	683
Harness & Boot - 4 Wire		PS4500	683
Harness & Boot - 2 Wire		PS4510	684

Binary Switches - Male 3/8" - 24 UNF

Part No	Low - Kg/Cm ² Cut out	High - Kg/Cm ² Cut out
PS1022	2.0±0.19	22.5±2.0
PS3610	2.1±0.20	24.0±1.0
PS1037	2.0±0.19	27.0±2.0
PS3111	2.0±0.19	30.0±2.0
PS3110	2.0±0.19	32.0±2.0



Binary Switches - Female 7/16" - 20 UNF

Part No	Low - Kg/Cm ² Cut out	High - Kg/Cm ² Cut out
PS4610	2.1±0.20	24.0±2.0
PS1031	2.0±0.19	26.5±2.0
PS3680	2.0±0.20	26.5±2.0
PS4110	2.0±0.20	32.0±2.0



Binary Switches - Male 3/8" - 24 UNF with Harness

Part No	Low - Kg/Cm ² Cut out	High - Kg/Cm ² Cut out	Lead Length
PS8743	2.0±0.19	22.5±2.0	175mm
PS3612	2.1±0.19	24.0±2.0	180mm
PS1035	2.0±0.19	27.0±2.0	175mm
PS3112	2.1±0.19	32.0±2.0	180mm



Binary Switches - Female 7/16" - 20 UNF with Harness

Part No	Low - Kg/Cm ² Cut out	High - Kg/Cm ² Cut out	Lead Length
PS8755	2.0±0.19	22.5±2.0	175mm
PS4620	2.1±0.20	24.0±2.0	180mm
PS1036	2.0±0.19	27.0±2.0	175mm
PS4120	2.0±0.19	32.0±2.0	180mm



Trinary Switches - Male 3/8" - 24 UNF with Harness

Part No	Low - Kg/Cm ² Cut out	Med - Kg/Cm ² Cut in	High - Kg/Cm ² Cut out	Terminal Type
PS3632	2.1±0.20	17.0±1.3	24.0±2.0	2 x Male, 2 x Female
PS3132	2.1±0.19	17.5±1.3	26.0±2.0	2 x Male, 2 x Female
PS1039	2.0±0.19	17.0±1.3	27.0±2.0	4 x Male
PS3172	2.0±0.19	17.5±1.3	28.0±2.0	4 x Male



Trinary Switches - Female 7/16" - 20 UNF with Harness

Part No	Low - Kg/Cm ² Cut out	Med - Kg/Cm ² Cut in	High - Kg/Cm ² Cut out	Terminal Type
PS4632	2.1±0.19	17.5±1.0	24.0±2.0	2 x Male, 2 x Female
PS1040	2.0±0.20	17.0±1.3	27.0±2.0	4 x Male
PS4132	2.1±0.19	17.5±1.3	28.0±2.0	2 x Male, 2 x Female



PS4666

Alfa Romeo 145, 146, 147, 156, GTV, Spider

Thread:
Female 7/16" - 20 UNF



60625482

PS4660

Audi A3 1.6Lt, 1.8Lt, 9/96>

Thread:
Female 7/16" - 20 UNF



1H0959139B

PS4661

Audi A4, 94-96

Medium:
17kg/cm²
High:
30kg/cm²
Thread:
Female M10 x 1.25



8D0959482

PS4649

Audi A4, A6, A8

Trinary

Low:
2.0kg/cm²
Medium:
16.5kg/cm²
High:
32.0kg/cm²
Thread:
Female M10 x 1.25



8D0959482B

PS5178

Audi A3, A4, A6, A8, 5/97>
Audi Q7, 9/06>
Audi TT, 5/99>

Thread:
Female 7/16" - 20 UNF



Transducer

1K0959126B

PS3617

BMW 3 Series E36, 8 Series E31
Z3 Roadster & Coupe

Low:
1.8kg/cm²
Medium:
18.3kg/cm²
High:
30.5kg/cm²
Thread:
Female 7/16" - 20 UNF



64538362055

PS4659

BMW 5 Series E39, 7 Series E38, 96-04

Low:
1.2kg/cm²
Medium:
20kg/cm²
High:
32kg/cm²
Thread:
Female 7/16" - 20 UNF



64538391639

PS5181

BMW 3 Series E46, 5 Series E39, 98-05
BMW X5, E53, 11/00>
BMW Z4, E85, 7/03>

Thread:
Male 3/8" - 24 UNF



Transducer

64536909257

PS4650

BMW

Low:
2.0kg/cm²
Medium:
17.5kg/cm²
High:
32.0kg/cm²
Thread:
Female 7/16" - 20 UNF



PS4675

Caterpillar

Low:
2.0kg/cm²
High:
32.0kg/cm²
Thread:
Female 7/16" - 20 UNF



114-5333

PS8116
Chrysler PT Cruiser, 06-07

Cycling switch

Low:
2.45kg/cm² on
Low:
1.55kg/cm² off



5058736AA
5058487AA

PS8803
Citroen AX, XM, Xantia, Xsara, Berlingo 94-05

Trinary

Low:
2.0kg/cm²
Medium:
17.3kg/cm² on
High:
26.5kg/cm²
Thread:
Female 7/16" - 20 UNF



6455T2, 9614390780
961534068, 9620143680

PS0030
Daihatsu
Refer Application Guide
Binary

Low:
2.0kg/cm² off
High:
32.0kg/cm²
Thread:
Male M11 x 1.0



PS8743
Daihatsu
Refer Application Guide

Low:
2.0kg/cm²
High:
22.5kg/cm²
Thread:
Male 3/8" - 24 UNF



PS4666
Fiat Ducato
Fiat Punto

Thread:
Female 7/16" - 20 UNF



60625482

PS4649
Fiat

Trinary

Low:
2.0kg/cm²
Medium:
16.5kg/cm²
High:
32.0kg/cm²
Thread:
Female 7/16" - 20 UNF



PS3619
Ford Escape, 00>
Ford Mondeo, 9/96-11/00
Ford Taurus, 3/96-9/98

Low:
3.1kg/cm² on
Low:
1.7kg/cm² off
Thread:
Female M12 x 1.25



PS7140
Ford Falcon BA, BF, FG, 9/02>

Transducer

Thread:
Male M11 x 1.0



PS4652
Ford Falcon AU, 9/98-9/02

Transducer

Thread:
Female M10 x 1.25



6F9Z19D594AA

PS3110
Ford Falcon ED, EF, EL, 8/93-8/98

Binary

Low:
2.0kg/cm²
High:
32.0kg/cm² off
Thread:
Male 3/8" - 24 UNF



PS3111

Ford Falcon XF, XG, XH, EA, EB, EBII, 10/84-8/93

Low:
2.0kg/cm²
High:
30.0kg/cm² off
Thread:
Male 3/8" - 24 UNF



PS8743

Ford Laser KA, KB, KC, KE, KF, 81-9/91
Ford Meteor GA, GB, GC, 81-87
Ford Telstar AR, AS, 81-90

Low:
2.0kg/cm²
High:
22.5kg/cm²
Thread:
Male 3/8" - 24 UNF



PS8826

Ford Laser KJ, KN, KQ, 94-8/02
Ford Telstar AX, AY, 91-97

Binary

Low:
2.0kg/cm²
High:
32.0kg/cm² off
Thread:
Male 3/8" - 24 UNF



PS4643

Ford Louisville, Sterling

Cycling switch

Low:
3.1kg/cm² on
Low:
1.7kg/cm² off
Thread:
Female M12 x 1.5



89360-090703

PS4654

Ford Transit

Medium:
19.0kg/cm² on
High:
33.0kg/cm² off
Thread:
Female M10 x 1.25



PS4653

Ford

Cycling switch

Low:
3.1kg/cm² on
Low:
1.7kg/cm² off
Thread:
Female 7/16" - 20 UNF



PS7077

Freightliner

Binary

Thread:
Female M10 x 1.25



22-43249

PS0140

Hino Truck

Denso 24V

Low:
2.0kg/cm² off
Medium:
18.0kg/cm² on
High:
32.0kg/cm² off
Thread:
Male M11 x 1.0



PS3201

Holden Apollo JM, JP, 3/93-5/97

Low:
1.96kg/cm² off
Medium:
15.2kg/cm² off
High:
31.4kg/cm²
Thread:
Male M11 x 1.0



PS3686

Holden Astra TS, 9/98-1/07
Holden Barina XC, 2/01-7/04
Transducer

Thread:
Female M10 x 1.25



PS3615
 Holden Astra TR, 9/96-9/98
 Holden Barina SB, 4/94-00
 Holden Calibra YE, 10/91-7/98

Low:
 2.4kg/cm² on
Low:
 1.8kg/cm² off
Thread:
 7/16" - 20 UNF



PS1035
 Holden Astra, 84-91

Low:
 2.1kg/cm²
High:
 26.5kg/cm²
Thread:
 Male 3/8" - 24 UNF



Zexel system

PS1039
 Holden Astra, 84-91
 Holden Camira JB, JD, JE, 82-89

Low:
 2.0kg/cm²
Medium:
 17.0kg/cm²
High:
 27.0kg/cm²
Thread:
 Male 3/8" - 24 UNF



Zexel system

PS3392
 Holden Commodore VE, 8/06>

Transducer



22678731

PS3686
 Holden Commodore VT, VX, VY, VU Ute, 9/97-7/04
 Holden Monaro CV6, CV8, 12/01-9/04
Transducer

Thread:
 Female M10 x 1.25



PS3202
 Holden Commodore VR, VS, 7/93-8/97

Trinary

Low:
 1.96kg/cm² off
Medium:
 17.7kg/cm² on
High:
 31.4kg/cm² off
Thread:
 Male 3/8" - 24 UNF



PS3680
 Holden Commodore VN, VP, VR, VS, VG Ute, 8/88-8/97

HPCO


Low:
 2.0kg/cm²
High:
 26.5kg/cm²
Thread:
 Female 7/16" - 20 UNF



PS3685
 Holden Commodore VN, VP, VG Ute, 8/88-7/93

LP Cycling switch

Low:
 2.8kg/cm² on
Low:
 0.5kg/cm² off
Thread:
 Female 7/16" - 20 UNF



PS4110
 Holden Commodore VN, VP, VR, VS, VG Ute, 8/88-8/97

HPCO

Low:
 2.0kg/cm²
High:
 32.0kg/cm²
Thread:
 Female 7/16" - 20 UNF



PS1018
 Holden Commodore VL, 3/86-8/88

Fan

Low:
 2.0kg/cm²
Medium:
 17.5kg/cm²
Thread:
 Male 3/8" - 24 UNF



PS3201
Holden Nova LF, LG, 9/91-4/97

Low:
2.0kg/cm² off
Medium:
15.4kg/cm² off
High:
32.0kg/cm² off
Thread:
Male M11 x 1.0



PS7179
Holden Rodeo RA03 2.4Lt, 3.0Lt, 3.5Lt, 03-09

92148040



PS3686
Holden Statesman WH, 6/99-4/03

Transducer

Thread:
Female M10 x 1.25



PS3680
Holden Statesman VQ, 3/90-2/94

HPCO

Low:
2.0kg/cm²
High:
26.5kg/cm²
Thread:
Female 7/16" - 20 UNF



PS4110
Holden Statesman VQ, 3/90-2/94

HPCO

Low:
2.0kg/cm²
High:
32.0kg/cm²
Thread:
Female 7/16" - 20 UNF



PS3613
Holden Vectra JR, JS, 6/97-12/02

Low:
2.0kg/cm² off
Medium:
11.2kg/cm² on
High:
30kg/cm² off
Thread:
Female 7/16" - 20 UNF



90506751

PS3616
Holden Vectra JR, JS, 6/97-12/02

Low:
1.4kg/cm²
Medium:
18.0kg/cm²
High:
24.0kg/cm²
Thread:
Female 7/16" - 20 UNF



90606752

PS4640
Holden, GM

LPCO

Low:
3.1kg/cm² on
Low:
1.7kg/cm² off
Thread:
Female 7/16" - 20 UNF



PS4641
Holden, GM

LPCO

Low:
3.1kg/cm² on
Low:
1.7kg/cm² off
Thread:
Female M12 x 1.5



PS4642
Holden, GM

LPCO

Low:
3.3kg/cm² on
Low:
1.9kg/cm² off
Thread:
Female 7/16" - 20 UNF



619902-507

PS4644
Holden
GM Imports
LPCO

Low:
3.1kg/cm² on
Low:
1.7kg/cm² off
Thread:
Female 7/16" - 20 UNF



52457853

PS8743
Honda Accord, Civic, Integra, Prelude, >94

Low:
2.0kg/cm²
High:
22.5kg/cm²
Thread:
Male 3/8" - 24 UNF



PS3207
Honda Accord, Civic, CRV, HRV, Prelude, 94-02

Suits CN5273

Low:
2.0kg/cm²
High:
32.0kg/cm² off
Thread:
Male M11 x 1.0



PS3205
Honda Accord, Prelude, 91-93

Low:
2.0kg/cm²
High:
30.0kg/cm² off
Thread:
Male 3/8" - 24 UNF



PS3614
Honda Civic

Low:
2.0kg/cm² off
High:
32.0kg/cm² off
Thread:
Male M11 x 1.0



PS8743
Hyundai Excel, 87-90

Low:
2.0kg/cm²
High:
22.5kg/cm²
Thread:
Male 3/8" - 24 UNF



PS7189
Hyundai Sonata EF, 99-05

Trinary, suits RD7189

Low:
2.0kg/cm² off
Medium:
15.4kg/cm² on
High:
32.0kg/cm² off
Thread:
Male 3/8" - 24 UNF



PS4643
Hyundai Sonata Y3, 94-99

Cycling switch

Low:
3.1kg/cm² on
Low:
1.7kg/cm² off
Thread:
Female M12 x 1.5



PS4653
Hyundai Sonata Y2, 90-94


Cycling switch

Low:
3.1kg/cm² on
Low:
1.7kg/cm² off
Thread:
Female 7/16" - 20 UNF



PS1035
International Truck

Low:
2.1kg/cm²
High:
26.5kg/cm²
Thread:
Male 3/8" - 24 UNF



PS1037
International Truck

Low:
1.8kg/cm²
High:
27.0kg/cm²
Thread:
Male 3/8" - 24 UNF



PS1039
International Truck

Low:
2.0kg/cm²
High:
27.0kg/cm²
Thread:
Male 3/8" - 24 UNF



PS0580
Isuzu

Low:
1.96kg/cm² off
Medium:
15.2kg/cm² on
High:
31.4kg/cm² off
Thread:
Male M11 x 1.0



PS3211
Isuzu

Low:
2.0kg/cm²
High:
27.0kg/cm²
Thread:
Male M11 x 1.0



PS4655
Jaguar

Low:
2.4kg/cm²
Medium:
12kg/cm² on
High:
30.5kg/cm²
Thread:
Female 7/16" - 20 UNF



LJA7658AA

PS8116
Jeep Cherokee XJ, 98-03
Jeep Wrangler TJ, 98-03
Cycling switch

Low:
2.45kg/cm² on
Low:
1.55kg/cm² off



4897613AA

PS4653
Jeep Cherokee

Cycling switch

Low:
3.1kg/cm² on
Low:
1.7kg/cm² off
Thread:
Female 7/16" - 20 UNF



PS7650

Kenworth
Trinary 71R7650
Normally Closed

Low:
2.81kg/cm² on
2.1-1.05kg/cm off
High:
Open 22.8kg/cm²
Close 5.6-8.4kg/cm²
Fan:
Open 2.4-4.2kg/cm²
Close 14.05kg/cm²
Thread:
Female 7/16" - 20 UNF



PS8743
Mazda B Series

Low:
2.0kg/cm²
High:
22.5kg/cm²
Thread:
Male 3/8" - 24 UNF



PS0030

Mazda B Series
Mazda MX5
Binary

Low:
2.0kg/cm² off
High:
32.0kg/cm²
Thread:
Male M11 x 1.0



PS8826
 Mazda 323, 626, MX6, 94-12/03
 Mazda BT50, 11/06>
Binary


Low:
2.0kg/cm²
High:
32kg/cm²
Thread:
Male 3/8" - 24 UNF



MAZD0973984

PS1039
 Mercedes Sprinter, Vito

Low:
2.0kg/cm²
Medium:
17.0kg/cm²
High:
27.0kg/cm²
Thread:
Male 3/8" - 24 UNF



PS4657
 Mercedes C Class W203, 00-07



2038300372

PS3610
 Mercedes

Low:
2.1kg/cm²
High:
24.0kg/cm²
Thread:
Male 3/8" - 24 UNF



PS3620
 Mercedes
 Refer Application Guide

Thread:
Male 3/8" - 24 UNF



AF4006
 Mercedes
 Adaptor temperature switch



PS5181
 Mini Cooper R56, 3/07>

Transducer

Thread:
Male 3/8" - 24 UNF



64539141957

PS1035
 Mitsubishi Pajero NE, NF, 82-91

Low:
2.1kg/cm²
High:
26.5kg/cm²
Thread:
Male 3/8" - 24 UNF



PS0030
 Mitsubishi Pajero NJ, NL, 91-00

Binary

Low:
2.0kg/cm² off
High:
32.kg/cm²
Thread:
Male M11 x 1.0



PS3203
 Mitsubishi
 Refer Application Guide

Low:
2.0kg/cm²
High:
30.0kg/cm² off
Thread:
Male 3/8" - 24 UNF



PS8743
Mitsubishi
 Refer Application Guide

Low:
 2.0kg/cm²
High:
 22.5kg/cm²
Thread:
 Male 3/8" - 24 UNF



PS8742
Nissan Bluebird
 Fan (Condenser)

Medium:
 15.0kg/cm²
Thread:
 Male 3/8" - 24 UNF



PS1041
Nissan Navara
 Trinary

Low:
 1.8kg/cm² off
Medium:
 17.5kg/cm² on
High:
 29.0kg/cm² off
Thread:
 Male 3/8" - 24 UNF



PS5176
Nissan Maxima, 04>
Nissan Pulsar N16, N16E, 04>
Nissan X-Trail

Thread:
 Male 3/8" - 24 UNF

Transducer



PS3206
Nissan Pulsar N15, 95-00
 Binary

Low:
 2.0kg/cm²
High:
 27.0kg/cm²
Thread:
 Male 3/8" - 24 UNF



PS1039
Nissan Patrol, Pintara FWD
Nissan Pulsar, Skyline

Low:
 2.0kg/cm²
Medium:
 17.0kg/cm²
High:
 27.0kg/cm²
Thread:
 Male 3/8" - 24 UNF




PS3612
Nissan
 Binary

Low:
 2.1kg/cm²
High:
 24.0kg/cm²
Thread:
 Male 3/8" - 24 UNF



PS1035
Nissan
 Refer Application Guide

Low:
 2.1kg/cm²
High:
 26.5kg/cm²
Thread:
 Male 3/8" - 24 UNF



PS8803
Peugeot 205, 206, 306, 405
406, 605, Expert, 90>
 Trinary

Low:
 2.0kg/cm²
Medium:
 17.3kg/cm² on
High:
 26.5kg/cm²
Thread:
 Female 7/16" - 20 UNF

6455T2, 9614390780
 961534068, 9620143680



PS0030
Proton Persona 07-10, Satria 95>
Proton Wira 93-07
 Binary

Low:
 2.0kg/cm² off
High:
 32.0kg/cm²
Thread:
 Male M11 x 1.0



PS8755
Range Rover Early
with AMC system

Low:
2.0kg/cm²
High:
22.5kg/cm²



PS6060
Red Dot 71R6060
Binary Normally Open

Low:
Open 0.77kg/cm²
Low:
Close 2.95kg/cm²
Thread:
Female 7/16" - 20 UNF



PS6070
Red Dot 71R6070
Binary Normally Closed

High:
Open 24.0kg/cm²
High:
Close 14.76kg/cm²
Thread:
Female 7/16" - 20 UNF



PS6100
Red Dot 71R6100
Binary Normally Open

High:
Open 13.3kg/cm²
High:
Close 17.5kg/cm²
Thread:
Female 7/16" - 20 UNF



PS6120
Red Dot 71R6120
Binary Normally Closed

High:
Open 24.0kg/cm²
High:
Close 14.76kg/cm²
Thread:
Female 7/16" - 20 UNF



PS6140
Red Dot 71R6140
Binary Normally Open

High:
Open 13.3kg/cm²
High:
Close 17.5kg/cm²
Thread:
Female 7/16" - 20 UNF



PS6150
Red Dot 71R6150
Heat Switch, Thermal Limiter
GM R-12 Fan Override

Low:
Open 1.4-2.3kg/cm²
Close 1.6-2.6kg/cm²
High:
Open 22.1-24.9kg/cm²
Close 15.1-19.3kg/cm²
Thread:
Female



PS6160
Red Dot 71R6160
Fan Override Normally Open

High:
Open 14.0kg/cm²
Close 18.9kg/cm²
Thread:
Female M10 x 1.25



PS6180
Red Dot 71R6180
Binary Normally Closed

High:
Open 12.6-16.8kg/cm²
Close 23.2-26.01kg/cm²
Thread:
Female M10 x 1.25



PS6181
Red Dot 71R6181
Normally Closed

Low:
2.5kg/cm² on
Thread:
Female M12 x 1.25



PS6183
Red Dot 71R6183

Normally Closed

High:
Open 26.4kg/cm²
High:
Close 14.4kg/cm²
Thread:
Female M10 x 1.25



PS6210
Red Dot 71R6210

Normally Closed

High:
Open 21.1kg/cm²
High:
Close 17.8kg/cm²
Thread:
Female M10 x 1.25



PS6230
Red Dot 71R6230

Normally Closed

High:
Open 26.4kg/cm²
High:
Close 17.8kg/cm²
Thread:
Female 7/16" - 20 UNF



PS7010
Red Dot 71R7000

Binary

Low:
2.81kg/cm² on
2.1-1.05kg/cm² off
High:
Open 18.9-23.2kg/cm²
Close 5.6-8.4kg/cm²
Thread:
Male 3/8" - 24 UNF



PS7050
Red Dot 71R7050

Binary

Low:
2.81kg/cm² on
2.1-1.05kg/cm² off
High:
Open 18.9-23.2kg/cm²
Close 5.6-8.4kg/cm²
Thread:
Female 7/16" - 20 UNF



PS7500
Red Dot 71R7500

Trinary Normally Open

Low:
2.81kg/cm² on
2.1-1.05kg/cm² off
High:
Open 22.8kg/cm²
Close 5.6-8.4kg/cm²
Fan:
Open 2.4-4.2kg/cm²
Close 14.05kg/cm²
Thread:
Male 3/8" - 24 UNF



PS7550
Red Dot 71R7550

Trinary Normally Open

Low:
2.81kg/cm² on
2.1-1.05kg/cm² off
High:
Open 22.8kg/cm²
Close 5.6-8.4kg/cm²
Fan:
Open 2.4-4.2kg/cm²
Close 14.05kg/cm²
Thread:
Female 7/16" - 20 UNF



PS7600
Red Dot 71R7600

Trinary Normally Closed

Low:
2.81kg/cm² on
2.1-1.05kg/cm² off
High:
Open 22.8kg/cm²
Close 5.6-8.4kg/cm²
Fan:
Open 2.4-4.2kg/cm²
Close 14.05kg/cm²
Thread:
Male 3/8" - 24 UNF



PS7650
Red Dot 71R7650

Trinary Normally Closed

Low:
2.81kg/cm² on
2.1-1.05kg/cm² off
High:
Open 22.8kg/cm²
Close 5.6-8.4kg/cm²
Fan:
Open 2.4-4.2kg/cm²
Close 14.05kg/cm²
Thread:
Female 7/16" - 20 UNF



PS4500
Harness & Boot - 4 Wire
Red Dot Trinary switches



PS4510
Harness & Boot - 2 Wire
Red Dot Binary switches



PS4663
Renault Megane, 5/01>

Low:
2.0kg/cm²
Medium:
18.0kg/cm²
High:
28.0kg/cm²
Thread:
Female 7/16" - 20 UNF



7700424025

PS4665
Saab 9000, 90-94

Low:
2.0kg/cm²
Medium:
15.0kg/cm²
High:
27.0kg/cm²
Thread:
Female 7/16" - 20 UNF



9627159

PS5178
Seat Cordoba, Ibiza, Toledo, 1/95-10/99

Transducer

Thread:
Female 7/16" - 20 UNF



1K0959126B
8E0959126

PS8690
Subaru Outback, 10>

Low:
1.96kg/cm² off
Medium:
15.2kg/cm² off
High:
31.4kg/cm²
Thread:
Male M11 x 1.0



PS0030
Suzuki
Refer Application Guide
Binary

Low:
2.0kg/cm² off
High:
32.0kg/cm²
Thread:
Male M11 x 1.0



PS8690
Toyota Camry ACV36, MCV36, 9/02-6/06

Low:
1.96kg/cm² off
Medium:
15.2kg/cm² off
High:
31.4kg/cm²
Thread:
Male M11 x 1.0



PS3200
Toyota Camry

Cooltemp systems

Low:
1.96kg/cm² off
Medium:
15.2kg/cm² off
High:
31.4kg/cm²
Thread:
Male 3/8" - 24 UNF



PS7140
Toyota Hiace

Transducer

Thread:
Male M11 x 1.0



PS0630
Toyota Landcruiser 100 Series

Low:
2.0kg/cm² off
Medium:
15.4kg/cm² on
High:
32.0kg/cm² off
Thread:
Male M11 x 1.0



PS0720
Toyota

Low:
1.96kg/cm² off
Medium:
15.2kg/cm² on
High:
31.4kg/cm² off
Thread:
Male M11 x 1.0



PS8743
Toyota
Refer Application Guide

Low:
2.0kg/cm²
High:
22.5kg/cm²
Thread:
Male 3/8" - 24 UNF



PS3201
Toyota
Refer Application Guide

Low:
1.96kg/cm² off
Medium:
15.2kg/cm² off
High:
31.4kg/cm²
Thread:
Male M11 x 1.0



PS8827
Toyota
Refer Application Guide

Low:
1.96kg/cm² off
Medium:
15.2kg/cm² on
High:
31.4kg/cm² off
Thread:
Male M11 x 1.0



PS0030
Toyota
Refer Application Guide
Binary

Low:
2.0kg/cm² off
High:
32.0kg/cm²
Thread:
Male M11 x 1.0



PS5178
Volkswagen Beetle, Bora, Caddy III, Golf IV, Jetta, Lupo, Polo, Touareg, Transporter T5, 98-05
Transducer

Thread:
Female 7/16" - 20 UNF

1J0959126
1K0959126A, 1K0959126B



PS4649
Volkswagen Beetle, Bora, Golf III, Passat IV, Polo, Transporter T4
Trinary

Low:
2.0kg/cm²
Medium:
16.5kg/cm²
High:
32.0kg/cm²
Thread:
Female 7/16" - 20 UNF

1H0959139B
95VW19N715AB



PS3621
Volkswagen Passat, 2/01>

Low:
1.2kg/cm²
Medium:
15.0kg/cm²
High:
30.0kg/cm²
Thread:
Female M10 x 1.25



PS0030
Volkswagen Transporter

Binary

Low:
2.0kg/cm² off
High:
32.0kg/cm²
Thread:
Male M11 x 1.0



PS4646
Volvo

Low:
3.1kg/cm² on
1.7kg/cm² off
Thread:
Female M12 x 1.5



PS4641
Volvo

LPCO

Low:
3.1kg/cm² on
1.7kg +/-0.5kg/cm² off
Thread:
Female M12 x 1.5



PS4648
Volvo, >93

Medium Pressure Fan

Medium:
20.5kg/cm² on
15.5kg/cm² off
Thread:
Female 7/16" - 20 UNF



PS4640
Volvo

LPCO

Low:
3.1kg/cm² on
1.7kg +/-0.5kg/cm² off
Thread:
Female 7/16" - 20 UNF



PS4662
Volvo 240, 92-93

Violet

Medium:
19.0kg/cm² on
29.0kg/cm² off
Thread:
Female M12 x 1.5

6841190
6848534



PS4645
Volvo 940, 960, >93

LPCO

Low:
3.1kg/cm² on
1.7kg +/-0.5kg/cm² off
Thread:
Female 7/16" - 20 UNF



PS4647
Volvo Various

Medium Pressure Fan

Medium:
19.0kg/cm² on
14.0kg/cm² off
Thread:
Female M12 x 1.5



SP9442
Pressure Switch Boot
suits 3mm wire



SP9443
Pressure Switch Boot
suits 4mm wire



AF8005
Pressure Switch Extension



PS4500
Harness & Boot - 4 Wire
Red Dot Trinary switches



PS4510

Harness & Boot - 2 Wire
Red Dot Binary switches

